



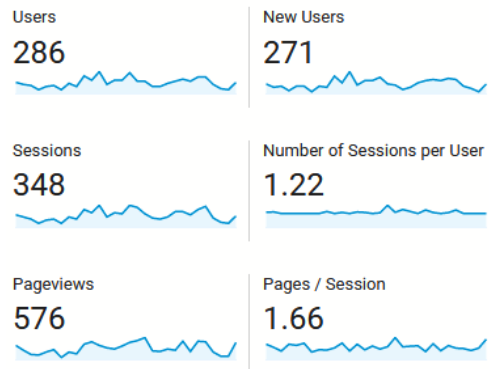
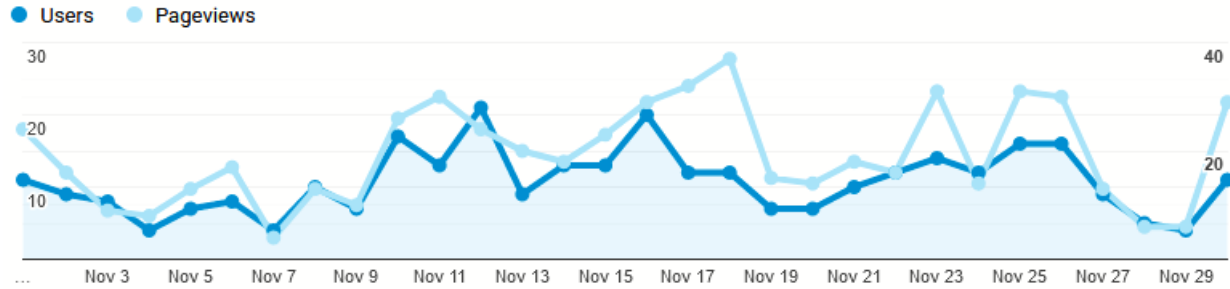
The Falmouth Historical Society

Online Presence

December 8, 2020

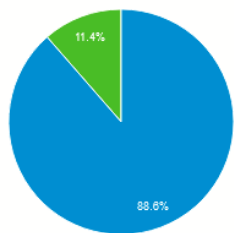
Website Activity

November 2020



Device Category ?	Users ? ↓	New Users ?	Sessions ?
	286 % of Total: 100.00% (286)	271 % of Total: 100.00% (271)	348 % of Total: 100.00% (348)
1. desktop	203 (70.98%)	189 (69.74%)	257 (73.85%)
2. mobile	73 (25.52%)	72 (26.57%)	81 (23.28%)
3. tablet	10 (3.50%)	10 (3.69%)	10 (2.87%)

■ New Visitor ■ Returning Visitor

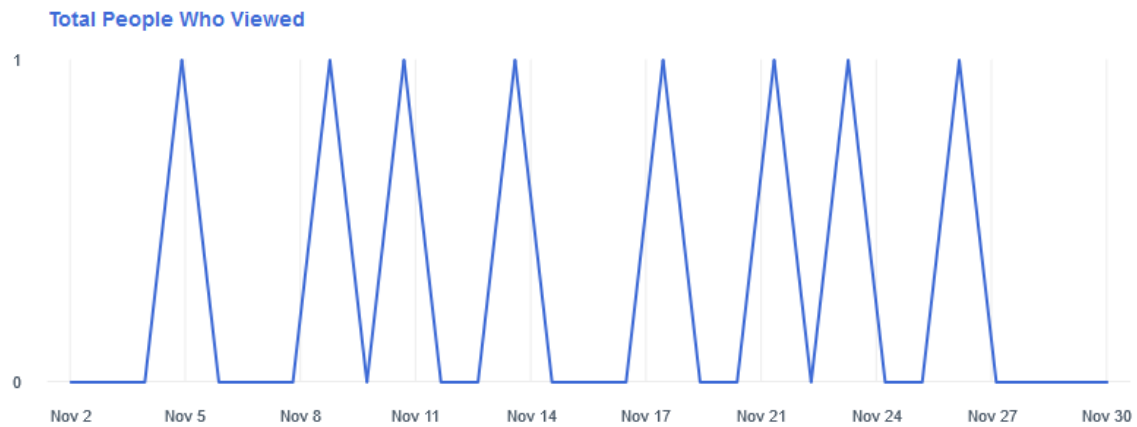


Country	Users	% Users
1. United States	231	80.77%
2. China	23	8.04%
3. United Kingdom	11	3.85%
4. Canada	3	1.05%
5. Philippines	3	1.05%
6. United Arab Emirates	2	0.70%
7. Bangladesh	2	0.70%
8. Belgium	2	0.70%
9. Germany	2	0.70%
10. Pakistan	2	0.70%

City	Users	% Users
1. Falmouth	31	10.69%
2. (not set)	25	8.62%
3. Dallas	22	7.59%
4. Beijing	15	5.17%
5. Columbus	13	4.48%
6. Portland	12	4.14%
7. Yarmouth	12	4.14%
8. Boston	8	2.76%
9. Clifton	8	2.76%
10. Guiyang	4	1.38%

Facebook Activity

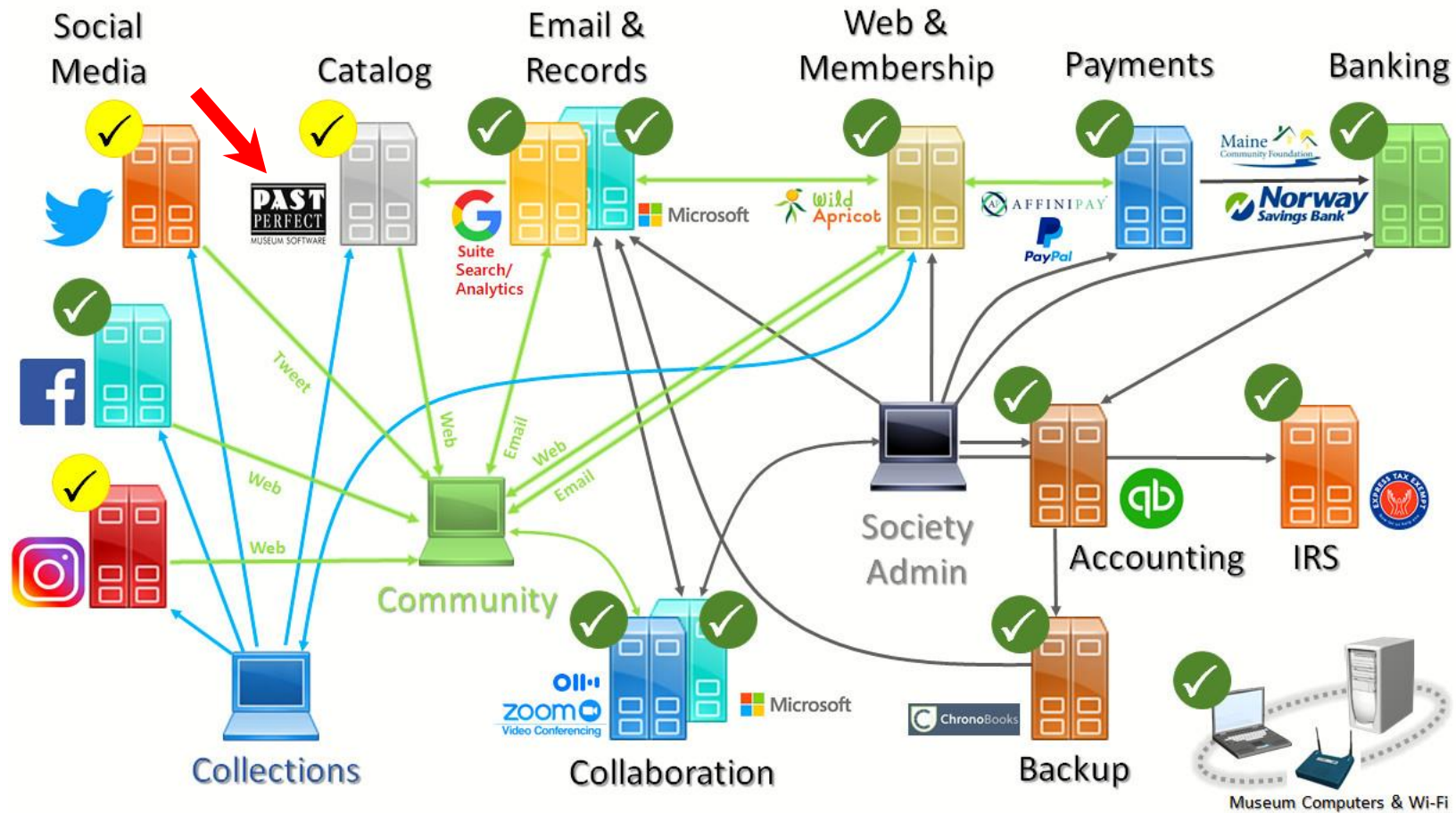
November 2020



*Activity was very light
No posts this year
(until this week)*

System Status

December 2020



Activity

- Digital catalog development underway (PP)